

6th Grade NTI Plan Week #2 (3/23-3/26)

Hello students and parents. Starting Tuesday, SCMS will be approved to carry out NTI or "Non-Traditional Instruction" days. The current plan is for students to continue learning at home to the best of their ability over the next two weeks. You can find information from the district on this by checking the (spencer.kyschools.us) website.

6th Grade teachers will be sending home a guide to student work for this week and next. We have tried to keep this guide simple and straightforward for students, utilizing websites that students are familiar with and have used in their classes frequently this year.

We have been told that students will be delivered a guide to their work and any accompanying materials they may need by bus drivers at the start of each week. Bus drivers will pick up their work and return it to teachers at the end of the week. Some teachers will utilize online instruction that will need to be turned in and completed online.

For students without ready access to technology, 6th grade teachers will provide comparable assignments in paper form.

SCMS teachers plan on being available to students and parents via technology and phone during school hours. We highly suggest trying to contact us via email if possible, (you can find any address in the directory on the district webpage.)

We know that this is not ideal for anyone, but we will be doing everything we can to make sure that students have the ability to keep learning. We ask that students step up and try to get the most they can out of this work.

Thank you for everything! -SCMS 6th Grade Teachers

Questions you may have:

<i>What if I don't have access to the internet?</i> Teachers have put together assignments similar or identical to those other students will be doing online. We have also made other adjustments (ex. Language arts teachers sent home a book for our novel study with students who indicated that they may need it.)	<i>Why are my teachers coordinating assignments with other content-area teachers?</i> In an attempt to provide the best instruction, most teachers will be working together with other 6th grade teachers to send assignments and activities. This may cause there to be some change in what you were planning to work on in class.	<i>Help! I'm having issues with technology or an online assignment!</i> Please attempt to contact your teacher via email or other applications like Google Classroom if you are having technology issues or just need help on an assignment. If we cannot solve the issue, we will forward it to the person who will be able to help you best.	<i>Do you have any advice for NTI days?</i> Try to treat it like a normal school day as much as possible. Wake up and get ready like you normally would for school. Make sure to complete all assignments for the day and try not to fall behind. Be proactive, and you will find this is something you can easily handle!
---	--	---	---

Weekly Parent Signature (Please sign once students have completed work for the week!)

Sign Here: _____

Teacher Emails/Contact:

Below you will find email addresses for teachers in case you have any questions:

- Mr. Collins- chad.collins@spencer.kyschools.us
- Ms. Owens- ashley.owens@spencer.kyschools.us
- Mrs. Bradbury- georgianne.bradbury@spencer.kyschools.us
- Mrs. Rowland- carol.rowland@spencer.kyschools.us
- Mrs. Fugate- sarah.fugate@spencer.kyschools.us
- Mr. Armstrong- jay.armstrong@spencer.kyschools.us
- Mr. Penrod- luke.penrod@spencer.kyschools.us
- Mr. Cox- daniel.cox@spencer.kyschools.us
- Mrs. Sztanya- tracy.sztanya@spencer.kyschools.us

**You can also find a scanned copy of the NTI packet on Mr. Cox's class website as well as various teachers' Google classrooms.

5th Period Assignments (for ALL 6th grade reading classes):

- **Read your AR book 30 minutes daily! Choose one day this week to do the following:**

****If you're reading a fiction book: Describe the characters using complete sentences. Illustrate the setting. Describe the plot. Illustrate the solution.***

****If you're reading a non-fiction book answer the following questions: What is the author's purpose? What are the text features that are in this non-fiction text? Illustrate the main idea of the text.***

- **Journal Prompt: Choose one day this week to write about the following prompt- Write about a historical figure who you feel truly changed the world. Why was this person significant? What traits would you like to have in common with this person?**

Language Arts Assignment Checklist (Week 2) (3/23 -3/26) (Collins/Owens Classes)

Check the box on the left when you finish each assignment for the day on Google Classroom. You will also find handouts of each assignment for those students without the internet.

Monday 3/23

<input type="checkbox"/>	Read Chapter 3: Part 1 on Google Classroom or with your copy of the book.
<input type="checkbox"/>	Take notes to go along with Chapter 1: Part 1 <ul style="list-style-type: none">• What <u>conflicts</u> do you see forming so far in our novel?

Tuesday 3/24

<input type="checkbox"/>	Read Chapter 3: Part 2 on Google Classroom or with your copy of the book.
<input type="checkbox"/>	Take notes to go along with Chapter 2: Part 2
<input type="checkbox"/>	Complete "Chapter 3 Summary" on Google Classroom or with your worksheet. (50 Pts. Daily Grade)

Wednesday 3/25

<input type="checkbox"/>	Writing Response Question: Google Classroom
<input type="checkbox"/>	If you don't have Google Classroom to utilize this week, write a 1-page response to the following: Describe your favorite moment in the book so far and why that is your favorite moment.. Be able to identify character traits, setting, and plot of the chapters read so far.

Thursday 3/26

<input type="checkbox"/>	Today would have been "Career Day" at SCMS if we were at school. I will be leaving this day open in case the school is able to host something online. Either way, check Google Classroom for something I post today.
--------------------------	--

Reminder: Complete 30 minutes AR Reading each day to keep up with your AR Goal.

Chapter Summary

Chapter 3


1. What is the title of this chapter?

2. What happens in this chapter?

3. What is your favorite part of this section of the book?

4. What new words did you learn in this chapter?

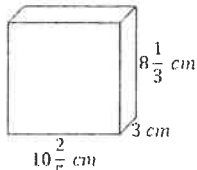
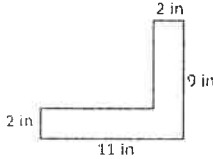
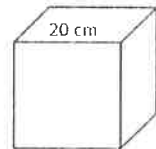
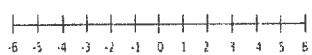

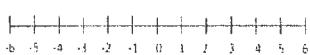


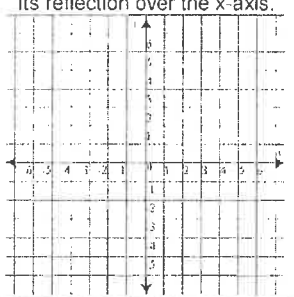



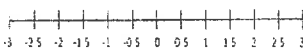
5. Draw a picture of something you think represents this chapter.



Name:

Weekly Math Homework – Q4:3

Teacher:

Monday	Tuesday	Wednesday	Thursday
Solve. $3,390.02 - 67.008$ $394.029 + 5.38$	Find the quotient. $\frac{3}{10} \div \frac{5}{6} =$	Solve. 89.1×0.47 $4.5724 \div 0.07$	Find the quotient. $\frac{8}{10} \div \frac{1}{4} =$
Each night Emily gets math problems for homework. This week she got 12 problems on Monday, 18 Tuesday, 15, Wednesday, 24 Thursday, and 30 Friday. What is the mean?	What is 32% of 92?	It takes Ivanna 3 minutes to complete 2 problems on her math homework. How long will it take Ivanna to complete 12 problems?	Emma is practicing a back handspring in gymnastics class. She does it perfectly 8 out of 12 times. What percentage did she do perfectly?
What is the value of $7x - 2x + 3$, when $x = 5$?	Evaluate the expression. $(65 + (\frac{1}{5} \times 5) + 6) \div 9$	Solve for h $32h = 288$	List 3 values that would make this inequality true. $42 \leq 24 + y$ _____, _____, _____
Find the Volume. 	Find the area. 	Find the volume. 	A cell phone measures 10 cm long, 6 cm long, and 2 cm high. What is the volume of the cell phone?
Graph the integer -2 and its opposite on the number line. 	Place the number 3.1 on the number line. 	Graph the integer 0 and its opposite on the number line. 	Place the number 5.9 on the number line. 
Graph the ordered pair (0, -4) and its reflection over the y-axis. 	Graph the ordered pair (-3, 1) and its reflection over the x-axis. 	Graph the ordered pair (3, 2) and its reflection over the y-axis. 	Graph the ordered pair (-3, -2) and its reflection over the x-axis. 
Place the following numbers on the number line. -2.75, -0.35, 1.4, 2.82 	Place the following numbers on the number line. -2.42, -0.8, 0.33, 1.23 	Compare the numbers with $>$, $<$, $=$. 7.3 _____ 3.9 -3 _____ -1	Compare the numbers with $>$, $<$, $=$. $\frac{1}{9}$ _____ -4 -0.43 _____ -2.3

Answer Key - Weekly Math Homework – Q4:3

6th Grade Social Studies

Templates for assignments can be found and turned in on Google Classroom or completed on your own paper.



Day 1: From Republic to Empire List - use each word in a sentence AND draw a picture for each word.

Day 2: Master From Republic to Empire words on vocabulary.com OR write a story using each word correctly.

Day 3: Fall of Rome List - use each word in a sentence AND draw a picture for each word.

Day 4: Complete "Warrior Words" worksheet for 4 of the terms.

From Republic to Empire

19. **Aqueduct:** raised channel used to carry water from the mountains into the cities.
20. **Battle of Actium:** Naval battle for the control of Rome, won by Octavian.
21. **Empire:** land with different territories and people under a single ruler or emperor.
22. **Hannibal:** General of Carthage's army; invaded Rome.
23. **Julius Caesar:** Most powerful Roman general who became dictator for life & was murdered.
24. **Legion:** Soldiers organized into groups of 6,000.
25. **Marc Antony:** Caesar's assistant, who fought for control of Rome against Octavian (Augustus), and lost.
26. **Octavian (Augustus):** Caesar's adopted son who fought for control of Rome against Marc Antony; became emperor of Rome.
27. **Pax Romana:** time of "Roman Peace"
28. **Punic Wars:** A series of wars between Rome and Carthage, a city in Northern Africa.

Fall of Rome

29. **Attila the Hun:** Leader of the Huns who raided Roman territory which contributed to the fall of Rome.
30. **Byzantine Empire:** society that developed in the Eastern Roman Empire (Constantinople as capital; in present day Turkey.)
31. **Christianity:** religion based on the worship of God and his son Jesus, which was persecuted and then accepted by the Roman Empire.
32. **Constantine:** Emperor who moved the capital of Rome to the city of Constantinople (Istanbul, Turkey).
33. **Diocletian:** Emperor who divided Rome into 2 parts.

Name: _____

Warrior Words

Directions: Choose 4 of our vocabulary terms and complete a warrior word web for each.

Word #1:

Why did you choose word #1?

Picture or Symbol of Word #1:

Definition of Word #1:



Use Word #2 in a detailed sentence:

Write word #2 5 times as neatly as you can.



Word #2:

Non-Example of Word #2:

Word #3:

Use Word #3 in a complete and detailed sentence:

Picture or Symbol of
Word #3:



Infer- Why is this word an important term to know?

Non-Example of Word #4

Word #4:

Picture or Symbol for Word #4:

Definition of Word #4:



Science Assignments Checklist: NTI Week 2 (3/23-3/26/20)—Armstrong's & Fugate's Classes

Day 1: Explain how the number of trees in a forest could affect the size of a bird population. (25 points)	If you need more space to write your answers, you can continue on another sheet of paper.
Day 2: Compare and contrast food chains and food webs. List at least three similarities and 3 differences. (25 points)	
Day 3: Predict what would happen to an ecosystem if its decomposers were removed. Explain your answer. (25 points)	
Day 4: Frogs feed on mosquitoes and other insects. What would happen to the frog population if the mosquitoes rapidly increase or decrease? What happens to the mosquitoes if the frogs disappear? (25 points)	

RTI STUDENTS

If you have a computer and internet access, you may work on Reading Plus and Vocab.com. We have a Google Classroom set up so you can read stories and videos I have posted there for this week. The Google Classroom codes are below (if you never signed up for our classroom) as well as the Scholastic codes to read stories online and watch videos.

6th Grade: 2uhxo5h

7th Grade: pitbkqk

8th Grade: ycm4vv5

Scholastic News Classroom Code: rugsnow743

Stay healthy!

♥ Mrs. Sztanya

6th Grade Arts and Humanities Class:

Please look for the instructions below pertaining to your child's two arts and humanities classes. Once the student has completed their Arts and Humanities assignment for the week, they will need a parent/guardian signature.

Career Explorations:

I will post an assignment on Google Classroom.

P.E:

PE students should be doing each day at least 15–20 minutes of exercise that will get your heart rate up a workout range. 160 beats per minute. These can be done indoor or outdoor weather permitting. Example- Play basketball, ride a bike around the neighborhood, take the family dog for a brisk jog, play tag, or bump a volleyball with a family member.

Here are some other activities for indoor.

- Jumping Jacks. Count out 10 jumping jacks or as many as you can do!
- Scissor Jumps. Position one leg in front of the other. ...
- Touch Your Toes. Stretch up to the sky on tippy toes and then bend down to touch the ground. ...
- Ball It and Bounce. ...
- Push Ups

Here is a video students can follow or parents can come up with their own workout for students.

<https://www.youtube.com/watch?v=dhCM0C6GnrY>

Playwriting/Film:

Please watch a movie, tv show, or recorded play and answer the following questions:

1. What is the theme (message/lesson) of the story?
2. How did the actors' costumes help to communicate character?
3. What props (objects) do the actors use?
4. How did the scenery help to show the audience the setting and tell the story?

Choir:

Practice 30 mins of music a day for the spring concert. The link below is of the arrangement from the song they received at school.

<https://www.youtube.com/watch?v=FaKq5m2XiZ4>

6th Grade Computer Skills 4 Classes:

Log into scmsgrizzlies.typingclub.com and practice 20 minutes of correct keyboard skills daily. If you are unable to log into the Internet please practice with the attached keyboard copy by typing the lyrics to your favorite song for 20 minutes.

6th Grade Band

Warm Up: Concert F with a Tuner (Google Search or App Store for tuner). New Warm-Ups will be posted in Google Classroom

Assignment: Practice your scales in whole notes at 60 bpm making it all the way to the release of each note with good air and tone while playing more than one note per breath. When you can do this with ALL FOUR of your scales you can then practice them in quarter notes and eighth notes paying attention to the same details.

Scales: Concert Bb Major, Concert F Major, Concert Eb Major, Concert Ab Major. Extra scales will be uploaded to Google Classroom

Music: You are free to work on ANYTHING from the Yellow Book (Essential Elements: Book 1)

If you are able to access Google Classroom from home there will be additional optional assignments from the Yellow Book (EE: Book 1) and other sources. Google Classroom Codes:

1st Period: veju2w3

4th Period: x5avem2

Art Class:

Keep a Sketch Journal. Draw daily 15-20 minutes. Create a variety of portraits. Look closely at your subjects (live models or photographs) for shapes, lines, shadows and textures. Carefully record details in your drawing. Pick a type of portrait each day from the list below:

Self-portrait using a mirror to see yourself, include the head and neck only. One person sitting in a chair or sofa. One animal playing with an object. A group of three or more people doing an activity together. One person in profile pose (from the side). A group of three or more animals resting. One person in full body pose shown from the back.

Arts and Humanities courses:

Please sign the statement below and return to school at the end of the week.

My student has performed their Arts and Humanities assignments for this school week 3/23 - 3/26

Print Student Name _____

Parent Signature _____

Print Parent Name _____

